

























Packing List

					
AiNova	Gripper	Pan tilt	Front bumper	Fan module	Battery charger
					
Temp and humidity sensor	MP3 module (SD card included)	Digital tube	Acceleration sensor	Knob sensor	RGB module
					
Infrared sensor	Dot matrix module	4PIN wires	Data cable	LEGO servos	LEGO blocks
					
Cards	Balls and blocks	Sponge cubes	Card reader	Spanner	Accessory pack

Important Links



www.spacetrek.com



Tutorials



Videos

Work through examples...













1. Hello Exonaut - Simple
“Hello World!” Example

2. Using the Buttons

3. Buttons with Interrupt

4. CoreX LEDs

5. Go Straight

 AiNova	 Gripper	 Pan tilt	 Front bumper
 Temp and humidity sensor	 MP3 module (SD card included)	 Digital tube	 Acceleration sensor
 Infrared sensor	 Dot matrix module	 4PIN wires	 Data cable

Work through examples...

6. Variable Speed













7. Turn Right

8. Pivot Right

9. Distance Sensor Stop













10. Distance Sensor Stop with Buttons

11. Distance Sensor LEDs

			
AiNova	Gripper	Pan tilt	Front bumper
			
Temp and humidity sensor	MP3 module (SD card included)	Digital tube	Acceleration sensor
			
Infrared sensor	Dot matrix module	4PIN wires	Data cable













12. Line Follower Basic

```
lf.readLineFollower(lineData);
if(lf.CH1 && lf.CH2 && lf.CH3 && lf.CH4){
    robot.set_motor_speed(0, 0);
}
else if(!lf.CH1 && !lf.CH2 && !lf.CH3 && !lf.CH4)
{
    robot.set_motor_speed(0, 0);
}
else if(!lf.CH1 && lf.CH2 && lf.CH3 && !lf.CH4){
    robot.set_motor_speed(40, 40);
}
else if(!lf.CH1 && lf.CH2 && !lf.CH3 && !lf.CH4){
    robot.set_motor_speed(6, 40);
}
else if(!lf.CH1 && !lf.CH2 && lf.CH3 && !lf.CH4){
    robot.set_motor_speed(40, 6);
}
delay(10);
```

 AiNova	 Gripper	 Pan tilt	 Front bumper
 Temp and humidity sensor	 MP3 module (SD card included)	 Digital tube	 Acceleration sensor
 Infrared sensor	 Dot matrix module	 4PIN wires	 Data cable













13. Line Follower Advance

```
lf.readLineFollower(lineData);
switch(lineData){
  case 0b0000: //all detect white
    robot.stop_motor(0);
    break;
  case 0b0001: //only sensor 1 detects black.
    Sensor 2, 3 and 4 detect white
    //what to do?
    break;
```


















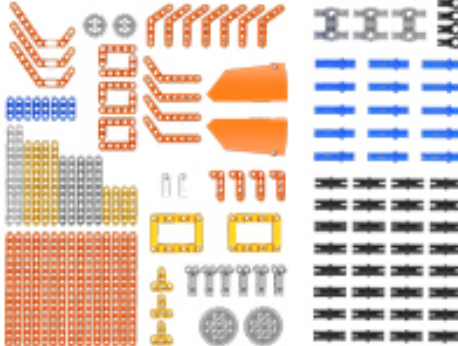
 AiNova	 Gripper	 Pan tilt	 Front bumper
 Temp and humidity sensor	 MP3 module (SD card included)	 Digital tube	 Acceleration sensor
 Infrared sensor	 Dot matrix module	 4PIN wires	 Data cable

13. Line Follower Advance

```
lf.readLineFollower(lineData);
switch(lineData){
  case 0b0000: //all detect white
    robot.stop_motor(0);
    break;
  case 0b0001: //only sensor 1 detects black.
    Sensor 2, 3 and 4 detect white
    //what to do?
    break;
```

 AiNova	 Gripper	 Pan tilt	 Front bumper
 Temp and humidity sensor	 MP3 module (SD card included)	 Digital tube	 Acceleration sensor
 Infrared sensor	 Dot matrix module	 4PIN wires	 Data cable

14. RGB LED Module

 AiNova	 Gripper	 Pan tilt	 Front bumper	 Fan module	 Battery charger
 Temp and humidity sensor	 MP3 module (SD card included)	 Digital tube	 Acceleration sensor	 Knob sensor	 RGB module
 Infrared sensor	 Dot matrix module	 4PIN wires	 Data cable	 LEGO servos	 LEGO blocks













```
colorWipe(ExoNautPixelController::Color(255, 0, 0), 500);
```

15. Temperature Humidity Module



















```
th.readSensor();  
Serial.print("The temperature is:\t");  
Serial.print(th.temperature);  
Serial.println(" F");
```

```
Serial.print("The humidity is:\t");  
Serial.print(th.humidity);  
Serial.println(" %rH");
```

```
Serial.println();  
delay(1000);
```











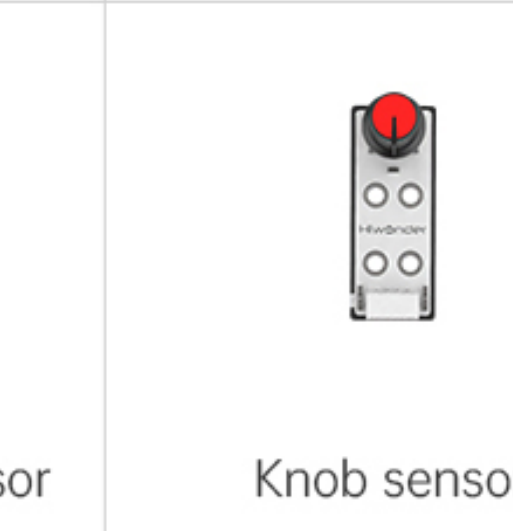






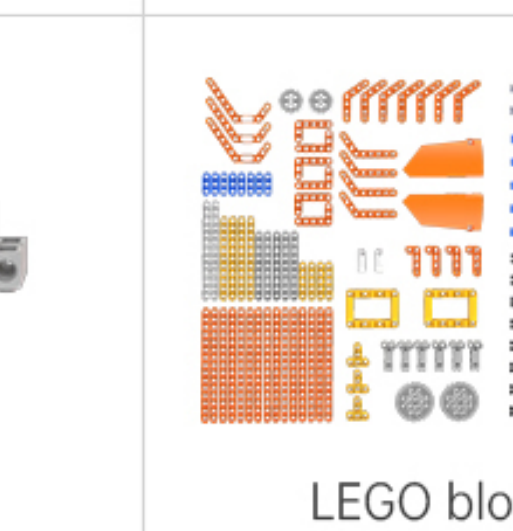
 AiNova	 Gripper	 Pan tilt	 Front bumper
 Temp and humidity sensor	 MP3 module (SD card included)	 Digital tube	 Acceleration sensor
 Infrared sensor	 Dot matrix module	 4PIN wires	 Data cable

16. 7 Segment Display

 AiNova	 Gripper	 Pan tilt	 Front bumper	 Fan module	 Battery charger
 Temp and humidity sensor	 MP3 module (SD card included)	 Digital tube	 Acceleration sensor	 Knob sensor	 RGB module
 Infrared sensor	 Dot matrix module	 4PIN wires	 Data cable	 LEGO servos	 LEGO blocks

19. DOT Matrix Display - 2

20. DOT Matrix Display - 3

 <p>AiNova</p>	 <p>Gripper</p>	 <p>Pan tilt</p>	 <p>Front bumper</p>	 <p>Fan module</p>	 <p>Battery charger</p>
 <p>Temp and humidity sensor</p>	 <p>MP3 module (SD card included)</p>	 <p>Digital tube</p>	 <p>Acceleration sensor</p>	 <p>Knob sensor</p>	 <p>RGB module</p>
 <p>Infrared sensor</p>	 <p>Dot matrix module</p>	 <p>4PIN wires</p>	 <p>Data cable</p>	 <p>LEGO servos</p>	 <p>LEGO blocks</p>

Important Links



Tutorials



Videos

